




Johnny A. Spruce Top

Extraordinarily warm, snappy and inspired.

The Johnny A. Spruce Top series from Gibson Custom blends the snappy and responsive personality of a large, long-scale archtop guitar into a small form with great balance and feel. Its rich, lively tone comes from a solid mahogany body that's been carved to create a semi-hollow chamber underneath a solid, carved Spruce top. Impressive throwback aesthetics harken back to the rare spruce top doubleneck guitars made by Gibson in the late 1950s.



Specs

Series	Custom
Body	
Body Style	Johnny A.
Body	Solid Spruce Top, Solid Mahogany back
Weight relief	None
Binding	Cream
Neck	
Neck	Mahogany
Neck profile	Medium C-Shape
Nut width	1.687"
Fingerboard	Solid Rosewood
Scale length	25.5"
Number of frets	22 Medium-Jumbo
Nut	Corian
Inlay	Pearloid Parrallelograms
Binding	Cream
Binding Style	Rolled binding over the frets
Hardware	
Bridge	ABR-1
Tailpiece	Stop Bar
Knobs	Amber Top Hats
Tuners	Kluson Deluxe
Plating	Gold Finish
Electronics	
Neck pickup	Custom Bucker (Alnico III)
Bridge pickup	Custom Bucker (Alnico III)
Controls	2 CTS 500K Volume Pots, 2 CTS 500K Tone Pots, Hand-Wired Harness, Switchcraft Toggle switch.
Finish/Case/Quantity	
Finishes available	Heritage Cherry Sunburst 
Case	Black Hard Shell Custom Shop
Quantity available	50
SKU	CSJAPSL11108




Johnny A. Spruce Top

Extraordinarily warm, snappy and inspired.

The Johnny A. Spruce Top series from Gibson Custom blends the snappy and responsive personality of a large, long-scale archtop guitar into a small form with great balance and feel. Its rich, lively tone comes from a solid mahogany body that's been carved to create a semi-hollow chamber underneath a solid, carved Spruce top. Impressive throwback aesthetics harken back to the rare spruce top doubleneck guitars made by Gibson in the late 1950s.

Specs



Series	Custom
Body	
Body Style	Johnny A.
Body	Solid Spruce Top, Solid Mahogany back
Weight relief	None
Binding	Cream
Neck	
Neck	Mahogany
Neck profile	Medium C-Shape
Nut width	1.687"
Fingerboard	Solid Rosewood
Scale length	25.5"
Number of frets	22 Medium-Jumbo
Nut	Corian
Inlay	Pearloid Parrallelograms
Binding	Cream
Binding Style	Rolled binding over the frets
Hardware	
Bridge	ABR-1
Tailpiece	Stop Bar
Knobs	Amber Top Hats
Tuners	Kluson Deluxe
Plating	Gold Finish
Electronics	
Neck pickup	Custom Bucker (Alnico III)
Bridge pickup	Custom Bucker (Alnico III)
Controls	2 CTS 500K Volume Pots, 2 CTS 500K Tone Pots, Hand-Wired Harness, Switchcraft Toggle switch.
Finish/Case/Quantity	
Finishes available	Dark Natural
	
Case	Black Hard Shell Custom Shop
Quantity available	100
SKU	CSJAPSL11061




Johnny A. Spruce Top

Extraordinarily warm, snappy and inspired.

The Johnny A. Spruce Top series from Gibson Custom blends the snappy and responsive personality of a large, long-scale archtop guitar into a small form with great balance and feel. Its rich, lively tone comes from a solid mahogany body that's been carved to create a semi-hollow chamber underneath a solid, carved Spruce top. Impressive throwback aesthetics harken back to the rare spruce top doubleneck guitars made by Gibson in the late 1950s.



Specs

Series	Custom
Body	
Body Style	Johnny A.
Body	Solid Spruce Top, Solid Mahogany back
Weight relief	None
Binding	Cream
Neck	
Neck	Mahogany
Neck profile	Medium C-Shape
Nut width	1.687"
Fingerboard	Solid Rosewood
Scale length	25.5"
Number of frets	22 Medium-Jumbo
Nut	Corian
Inlay	Pearloid Parrallelograms
Binding	Cream
Binding Style	Rolled binding over the frets
Hardware	
Bridge	ABR-1
Tailpiece	Stop Bar
Knobs	Amber Top Hats
Tuners	Kluson Deluxe
Plating	Gold Finish
Electronics	
Neck pickup	Custom Bucker (Alnico III)
Bridge pickup	Custom Bucker (Alnico III)
Controls	2 CTS 500K Volume Pots, 2 CTS 500K Tone Pots, Hand-Wired Harness, Switchcraft Toggle switch.
Finish/Case/Quantity	
Finishes available	Tobacco burst 
Case	Black Hard Shell Custom Shop
Quantity available	50
SKU	CSJAPSL11062